

Mad River Township Fire and EMS Department

2022 Annual Report



260 East Main Street
Enon, Ohio 45323

937-864-7429
www.madriverfireandems.com



Message from the Chief:

On behalf of the men and women of the Mad River Township Fire & EMS Department, it is my honor to present the 2022 Annual Report. This report summarizes the accomplishments, activities, and responses of the department, making 2022 a successful year.

The department responded to over 1900 calls for service in 2022, making for another busy year. As a department, we continually push to provide the best possible service to our community and neighboring communities.

I personally would like to thank every member of the department for their dedication and professionalism. Each member strives to provide the best service to the community that they serve and takes pride in doing it. These members are devoted and committed to making Mad River Township Fire & EMS Department successful.

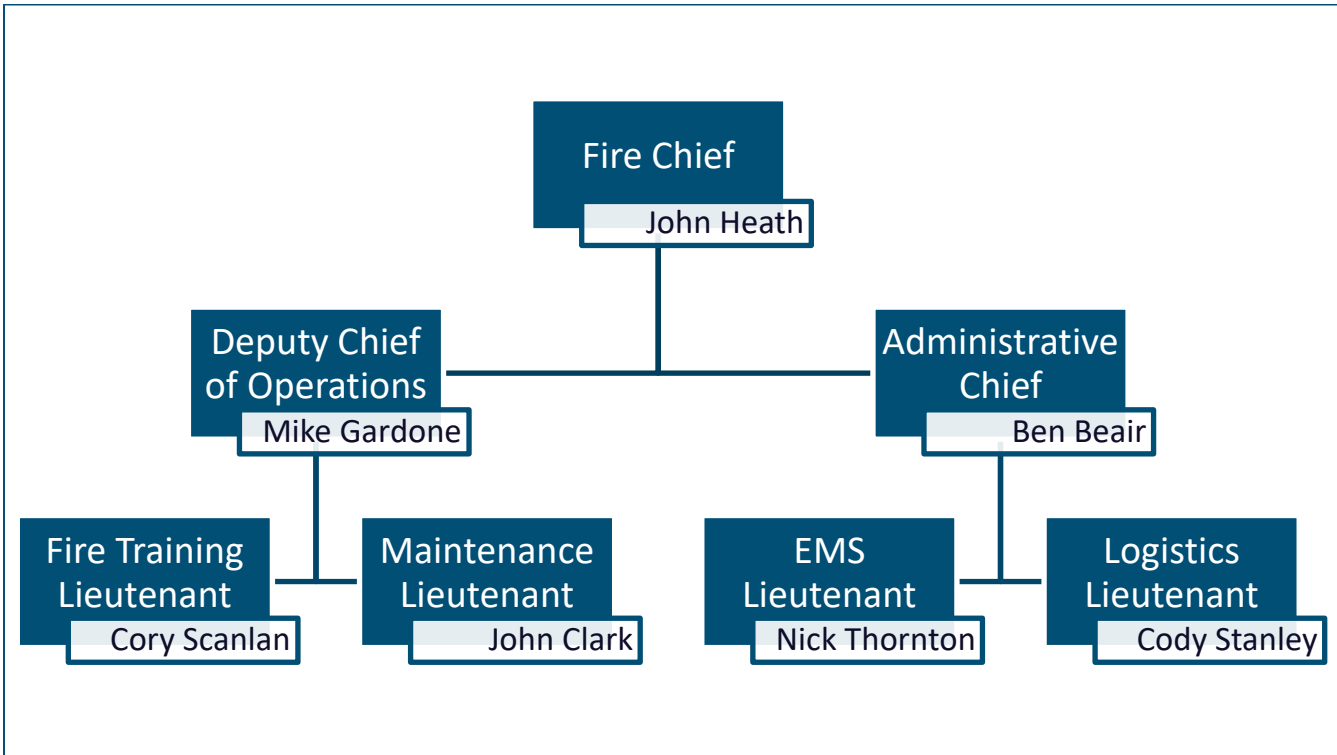
I wish to thank the Mad River Township Trustees for their support and confidence in the department. Their continuous support helps us strive towards future progression at being one of the finest departments in our area.

Lastly, if it wasn't for the gracious support of our community, it would not even be possible to operate and function. Thank you for having trust in us to serve and protect your community and families.

Sincerely,

John D. Heath
Fire Chief
Mad River Township Fire & EMS Department

Organizational Chart



Department Personnel:

Mad River Township Fire & EMS Department consists of 46 part-time employees & 3 support members. The department has a very diverse workforce and wide range of state certifications. The department currently staffs across a 24-hour work period, through 4 dedicated shift times.

- 6 Single certified EMT-B
- 1 Single certified EMT-A
- 0 Single certified EMT-Paramedic
- 8 Single certified Firefighter
- 20 Dual certified FF/EMT's
- 1 Dual certified FF/EMT-A
- 10 Dual certified FF/EMT-Paramedic

26,027.77

Hours Worked
by Employees

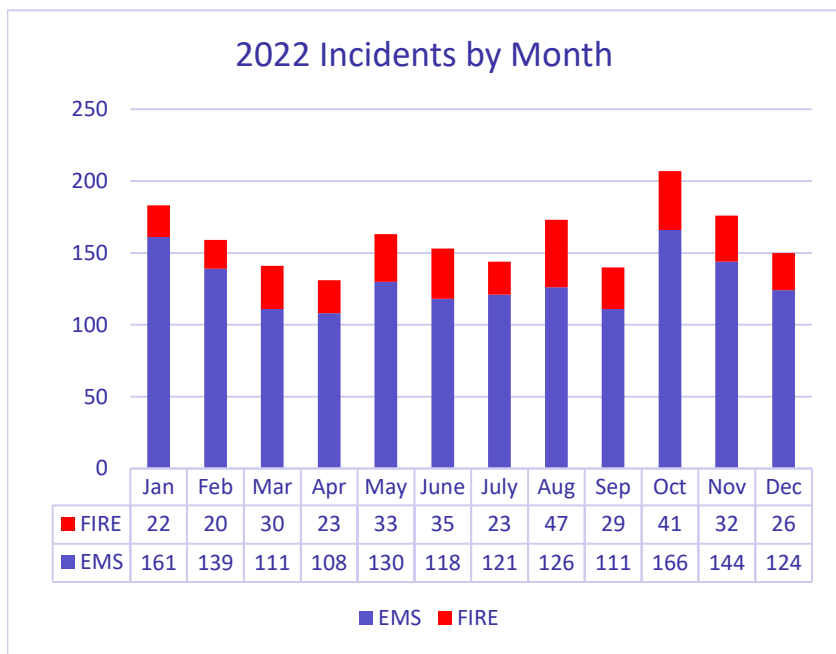
565

Average Hours
Per Employee

Response Statistics

The department responded to 1920 calls for service in 2022, of those runs 81.2% were for medical calls and 18.8% were for fire responses.

In 2022 the department had 393 overlapping calls, which was 20.47% of the total incidents.



1920
Incidents in 2022

7:38
Avg. Dispatch to Arrival Time

Tuesday
291
Busiest Day of the Week

3 PM
130
Busiest Hour of the Day

Response Times

Turnout Time Performance
(Dispatch to Enroute)
1 minute 53 seconds EMS
2 minutes 57 seconds FIRE

Total Time Performance
(Dispatch to Arrival)
7 minutes 05 seconds EMS
8 minutes 12 seconds FIRE

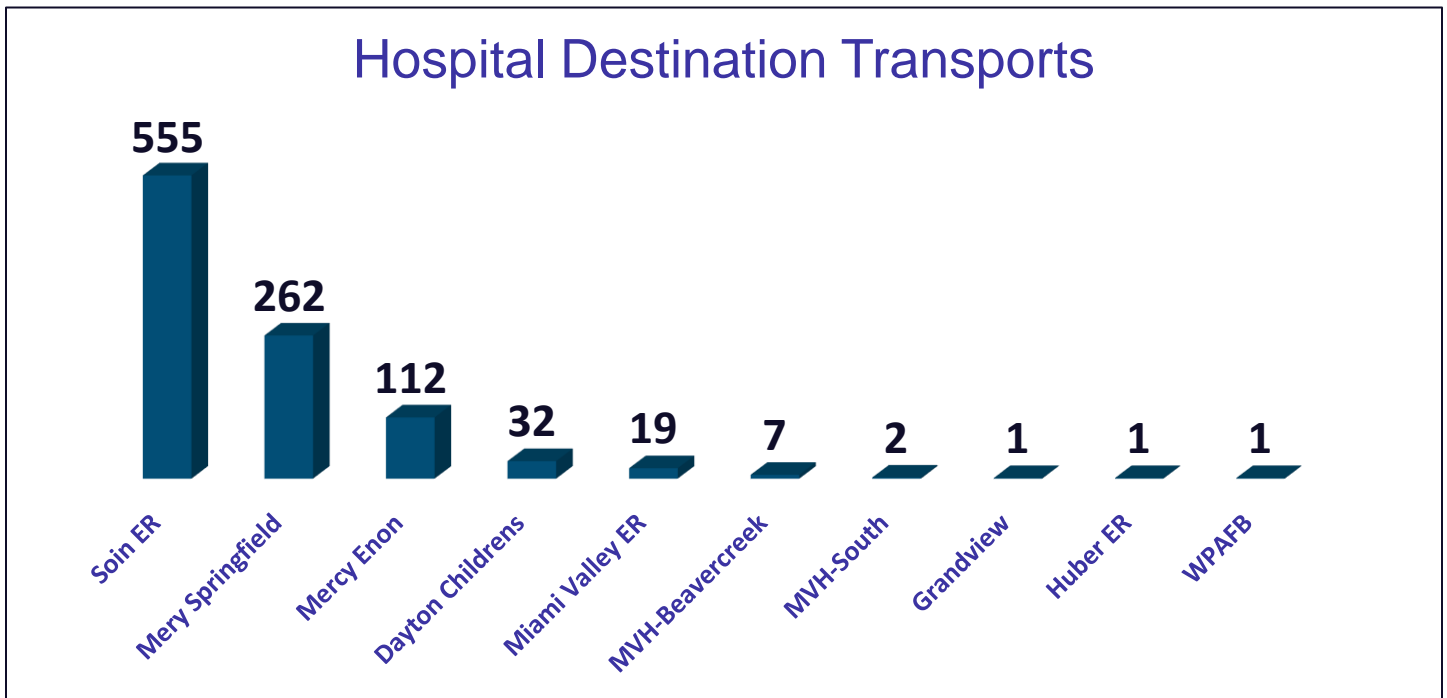
Response Area Calls
(Village Versus Township)
Village: 299 EMS 89 FIRE
Township: 1067 EMS 188 FIRE

Highway Responses
(Interstate 70 & 675)
158

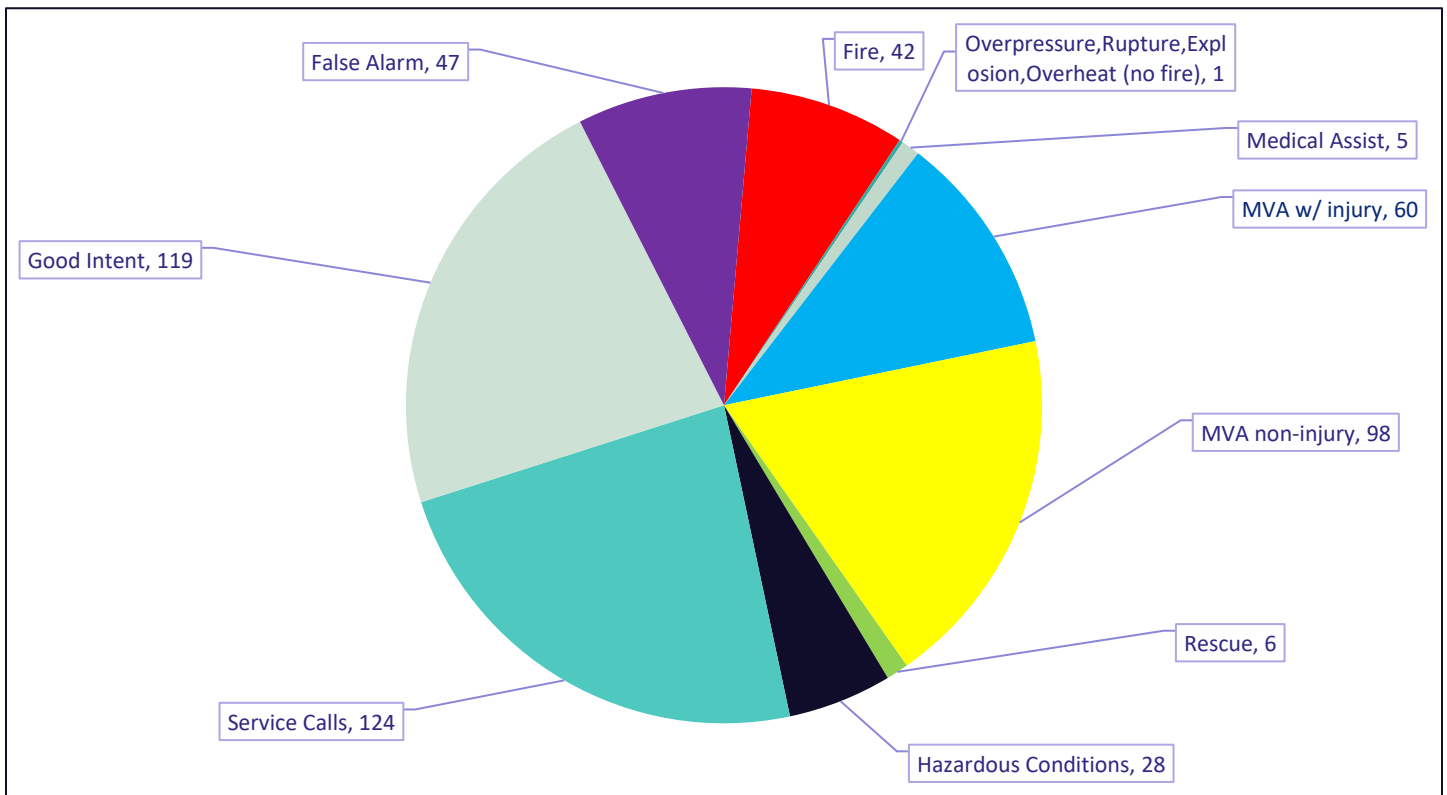
Mutual Aid Given
105

Average Time On Scene
19:24

2022 EMS Statistics:



2022 Fire Statistics:



2022 Highlights:

Grants Received:

- Ohio BWC Firefighter Exposure to Environmental Elements Grant: \$ 12,350.00
- Ohio Fire Department Training Grant: \$1200.00
- Ohio EMS Grant: \$717.31
- **Total Grants Received: \$14,267.31**

Departmental Safety Improvements:

- MARCS Radio for Every Firefighter Seat Position
- All Turnout Gear up to NFPA Standard
- Increased Daily Staffing
- New Fire District Run Cards
- Departmental Status and Response Board Program

Departmental Program Improvements / Accomplishments:

- New Asset Management Program Implemented
- Departmental Daily Staffing Increased
- Online Fire/EMS Training Software Implemented
- New Battalion Vehicle Purchased

Departmental Community Outreach:

- Greenon Local School District Stop the Bleed Kits
- Free Smoke Detector Program
- Numerous Hours at Community Events, Festivals, and Parades

