

Mad River Township Fire and EMS Department

2023 Annual Report



260 East Main Street
Enon, Ohio 45323

937-864-7429
www.madriverfireandems.com



Message from the Chief:

On behalf of the men and women of the Mad River Township Fire & EMS Department, it is my pleasure to present the 2023 Annual Report. This report summarizes the accomplishments, activities, and responses of the department, making 2023 a successful year.

The department responded to over 1800 calls for service in 2023, making for another busy year. As a department, we take pride in providing the best possible service to our community and neighboring communities.

Each member strives to provide the best service to the community that they serve and takes pride in doing it. These members are devoted and committed to making Mad River Township Fire & EMS Department successful.

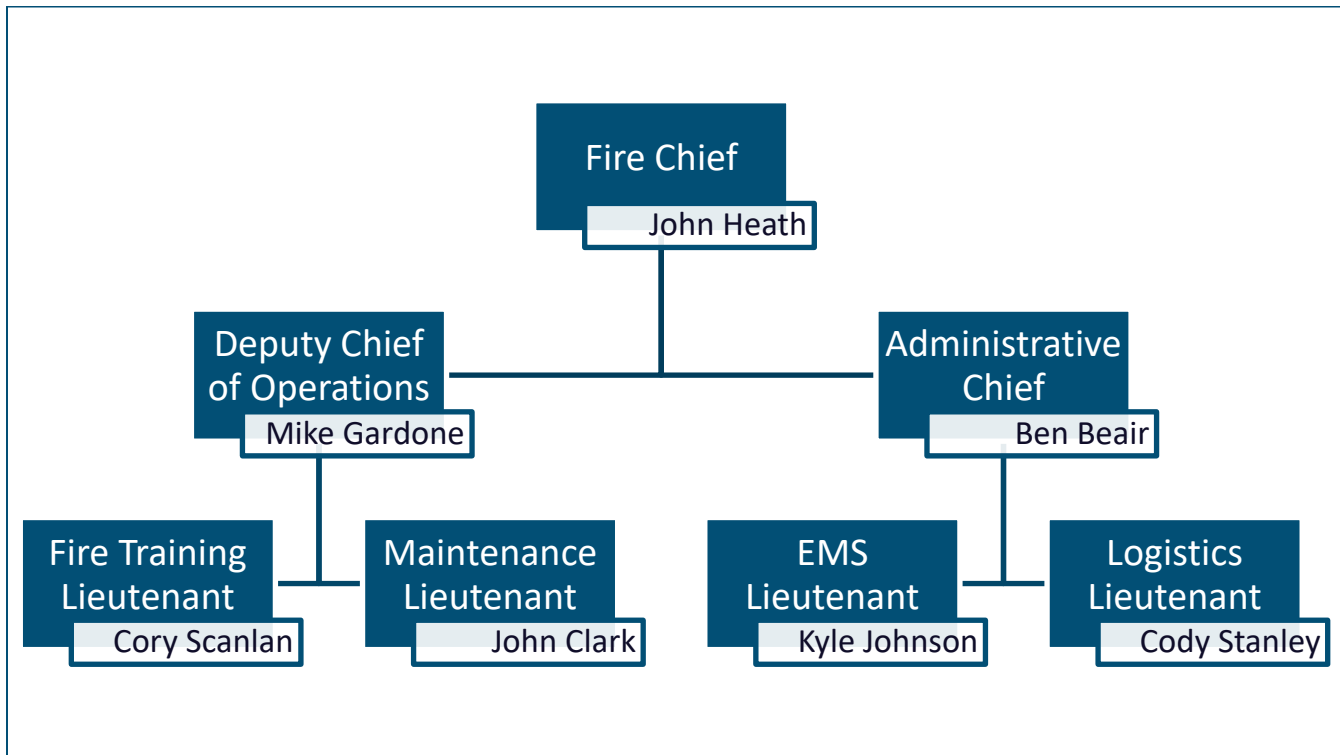
I would like to personally thank the Mad River Township Trustees for their support and confidence in the department. Their continuous support helps us strive towards future progression at being one of the finest departments in our area.

Lastly, none of this could be possible without the gracious support of our community. Thank you for having trusted us to serve and protect your community and families, it has been a pleasure.

Sincerely,

John D. Heath
Fire Chief
Mad River Township Fire & EMS Department

Organizational Chart



Department Personnel:

Mad River Township Fire & EMS Department consists of 52 part-time employees & 4 support members. The department has a very diverse workforce and wide range of state certifications. The department currently staffs across a 24-hour work period, through 4 dedicated shift times.

- 5 Single certified EMT-B
- 1 Single certified EMT-A
- 0 Single certified EMT-Paramedic
- 6 Single certified Firefighter
- 28 Dual certified FF/EMT's
- 1 Dual certified FF/EMT-A
- 11 Dual certified FF/EMT-Paramedic

34,283.65

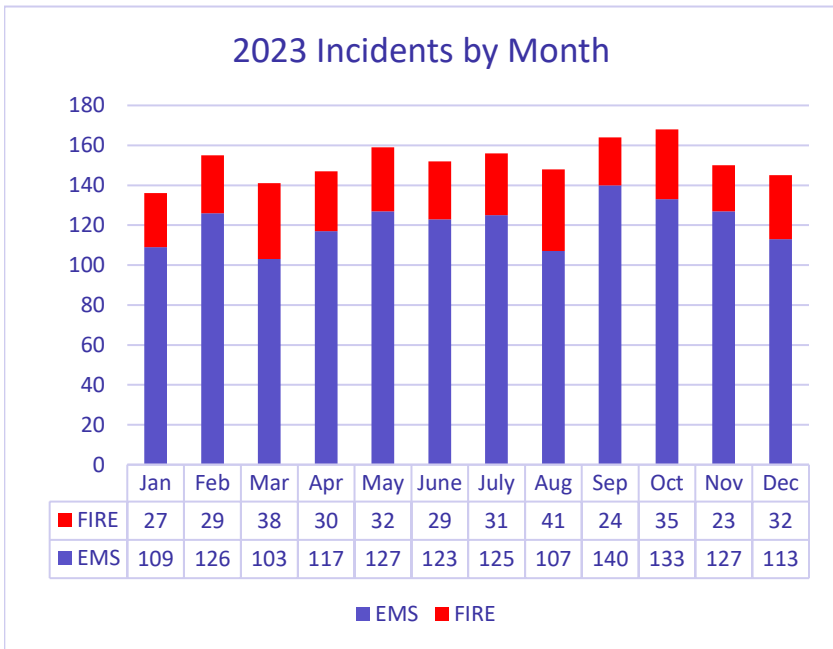
Hours Worked
by Employees

659.30

Average Hours
Per Employee

Response Statistics

The department responded to 1820 calls for service in 2023, of those runs 79.6% were for medical calls and 20.4% were for fire responses.



1820

Incidents in
2022

7:23

Avg. Dispatch to
Arrival Time

Monday

332

Busiest Day
of the Week

3 PM

115

Busiest Hour
of the Day

Response Times

Turnout Time Performance
(Dispatch to Enroute)
1 minute 47 seconds

Total Time Performance
(Dispatch to Arrival)
6 minutes 45 seconds EMS
8 minutes 01 seconds FIRE

Response Area Calls
(Village Versus Township)
Village: 402
Township: 1283

Highway Responses
(Interstate 70 & 675)

133

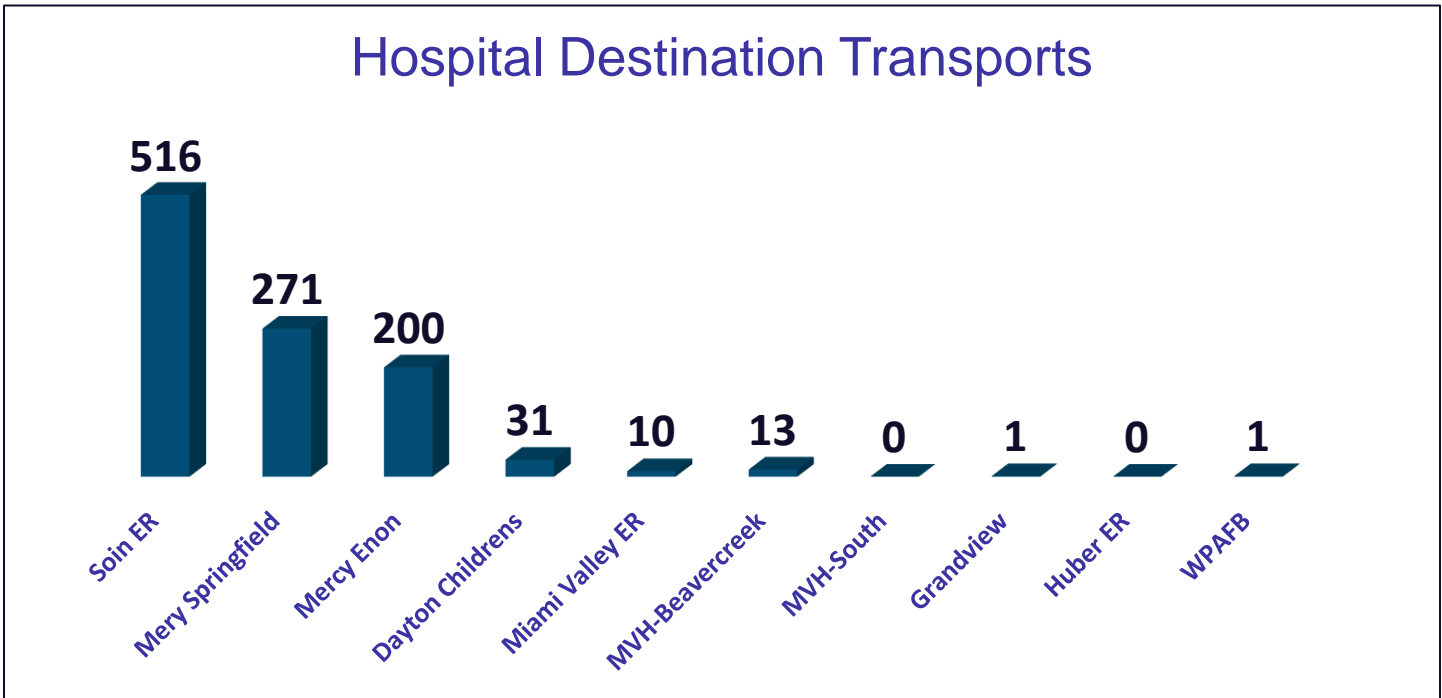
Mutual Aid Given

117

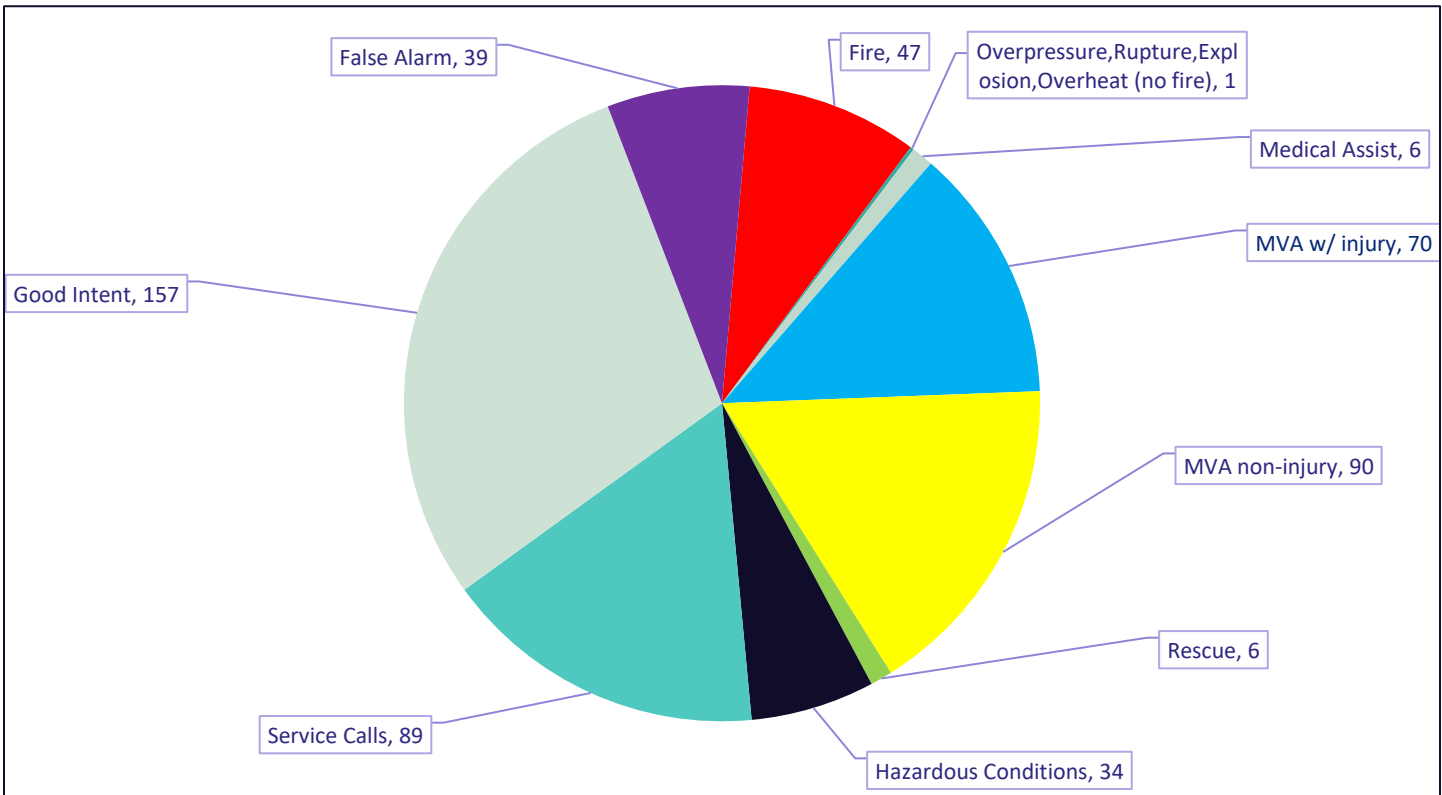
Average Time On Scene

17:01

2023 EMS Statistics:



2023 Fire Statistics:



2023 Highlights:

Grants Received:

- Marathon Community Investment Program Grant: \$5,042.32
- FM Global Fire Prevention Grant: \$1,970.00
- OTARMA Fire & Police Grant \$1,000.00
- Ohio Fire Department Training Grant: \$1,168.82
- Ohio MARCS Grant: \$240.00
- Ohio EMS Grant: \$3,315.04
- Speedway Corporation: \$5,000.00
- **Total Grants Received: \$17,736.18**

Departmental Safety Improvements:

- New NFPA Compliant SCBA Purchase
 - Lunar System for Downed Firefighters & Thermal Imaging
- Increased Daily Staffing
- Haas Alert Vehicle Warning System
- Increase in Highway Safety Equipment
- Chevron Striping to Quint 50

Departmental Program Improvements / Accomplishments:

- New Fire Incident Reporting System
- New Fire Inspection Software
- New Pre-Plan Software
- New Brush Truck Vehicle Purchased

Departmental Community Outreach:

- Community CPR Program Established
- Numerous Hours at Community Events, Festivals, and Parades

