

Mad River Township Fire and EMS Department

2024 Annual Report



260 East Main Street
Enon, Ohio 45323

937-864-7429
www.madriverfireandems.com



Message from the Chief:

On behalf of the members of the Mad River Township Fire & EMS Department, it is my pleasure to present the 2024 Annual Report. This report summarizes the accomplishments, activities, and responses of the department, making 2024 an extraordinarily successful year.

The department responded to over 1900 calls for service in 2024, which was an increase from 2023. As a department, we take pride in providing the best possible service to our community and neighboring communities.

Each member strives to provide the best service possible to the citizens of Mad River Township & The Village of Enon. This year the members completed well over 1673 hours of training. These members are devoted and committed to making Mad River Township Fire & EMS Department successful.

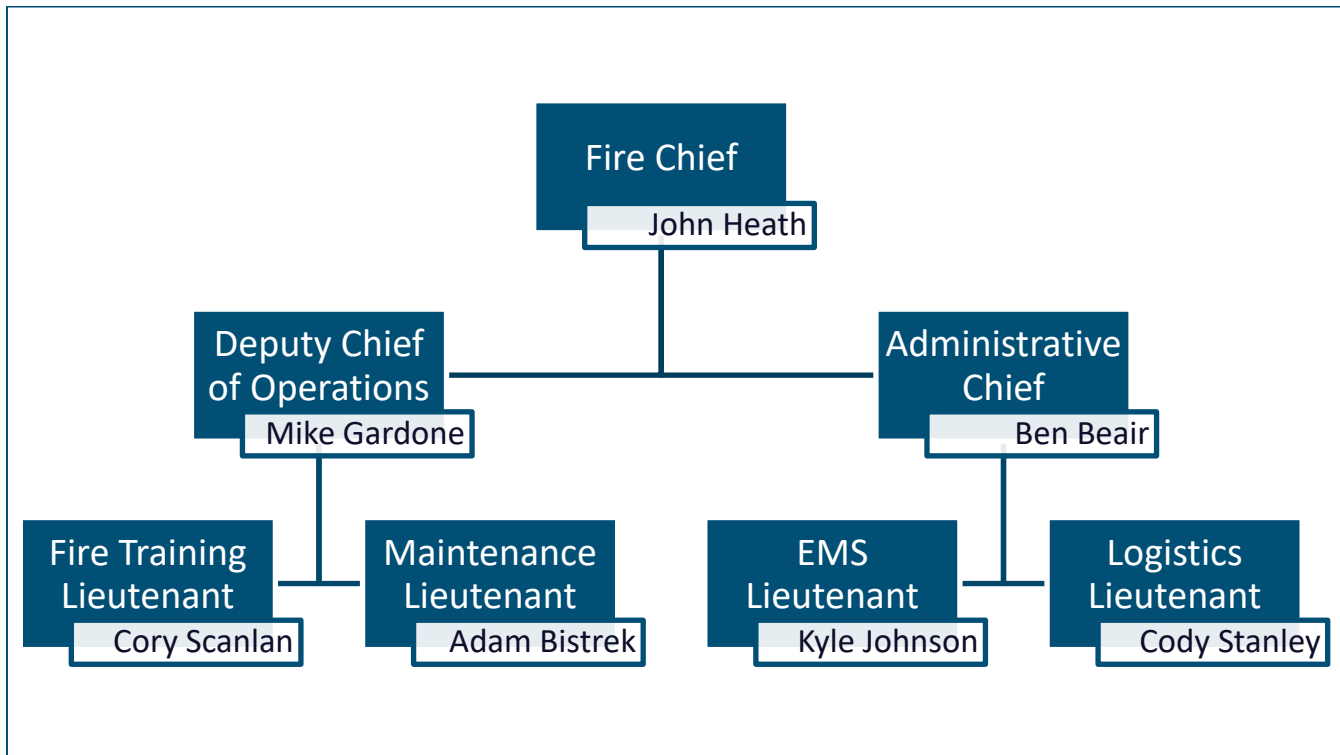
I would like to personally thank the Mad River Township Trustees for their support and confidence in the department. Their continuous support helps us strive towards future progression by being one of the finest departments in our area.

Lastly, none of this would be possible without the gracious support of our community. Thank you for having trust in us to serve and protect your community and families, it has been and always be a pleasure to do so.

Sincerely,

John D. Heath
Fire Chief
Mad River Township Fire & EMS Department

Organizational Chart



Department Personnel:

Mad River Township Fire & EMS Department consists of 53 part-time employees & 6 support members. The department has a truly diverse workforce and a wide range of state certifications. The department currently staffs across a 24-hour work period, through 4 dedicated shift times.

- 3 Single certified EMT-B
- 1 Single certified EMT-A
- 0 Single certified EMT-Paramedic
- 3 Single certified Firefighter
- 31 Dual certified FF/EMT's
- 1 Dual certified FF/EMT-A
- 14 Dual certified FF/EMT-Paramedic

37,276.75

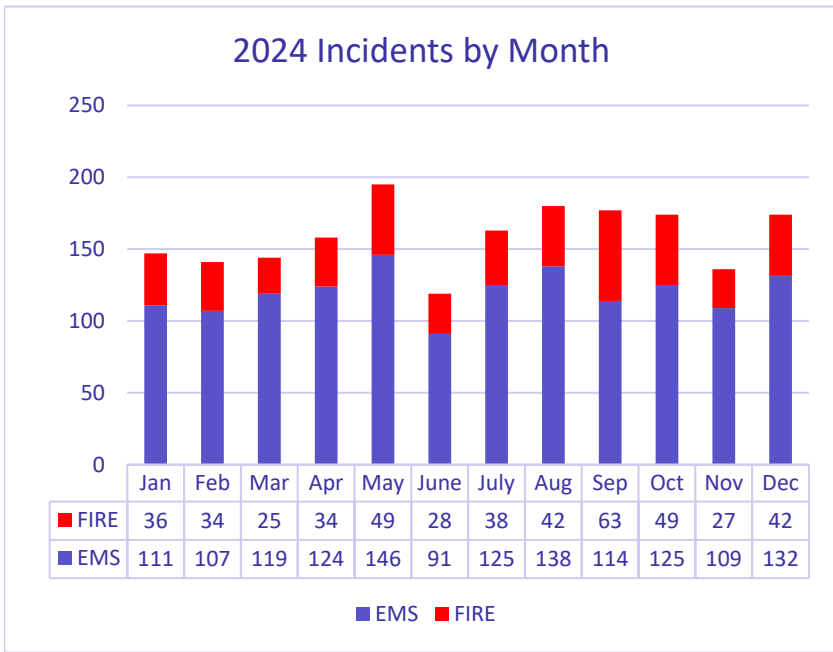
Hours Worked
by Employees

703.33

Average Hours
Per Employee

Response Statistics

The department responded to 1910 calls for service in 2024, of those runs 75.5% were for medical calls and 24.5% were for fire responses.



1912

Incidents in
2024

6:46

Avg. Dispatch to
Arrival Time

Friday

315

Busiest Day
of the Week

2 PM

121

Busiest Hour
of the Day

Response Times:

Turnout Time Performance
(Dispatch to Enroute)
1 minute 37 seconds

Total Time Performance
(Dispatch to Arrival)
6 minutes 26 seconds EMS
7 minutes 41 seconds FIRE

Response Area Calls
(Village Versus Township)
Village: 325
Township: 1291

Mutual Aid Given

89

Mutual Aid Received

53

MRTFD Unit on the Call

99.21%

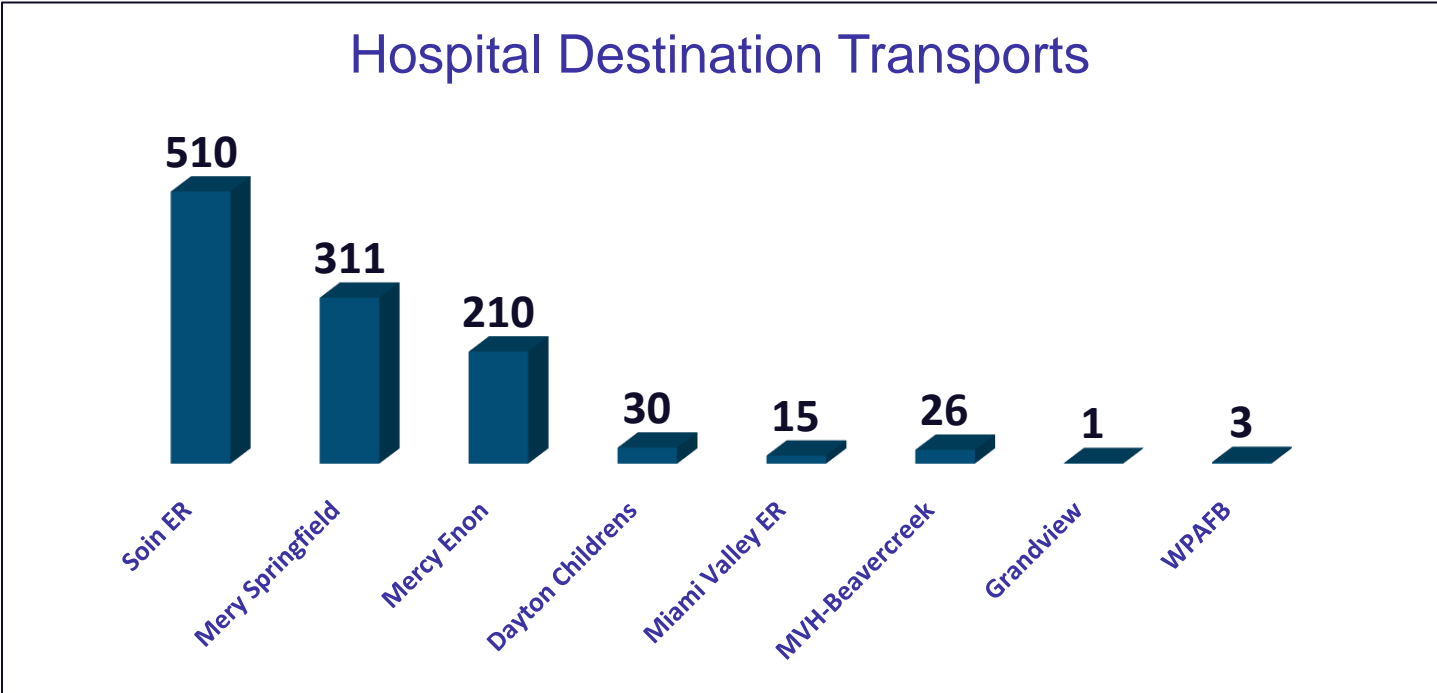
Average Time On Scene

15:23

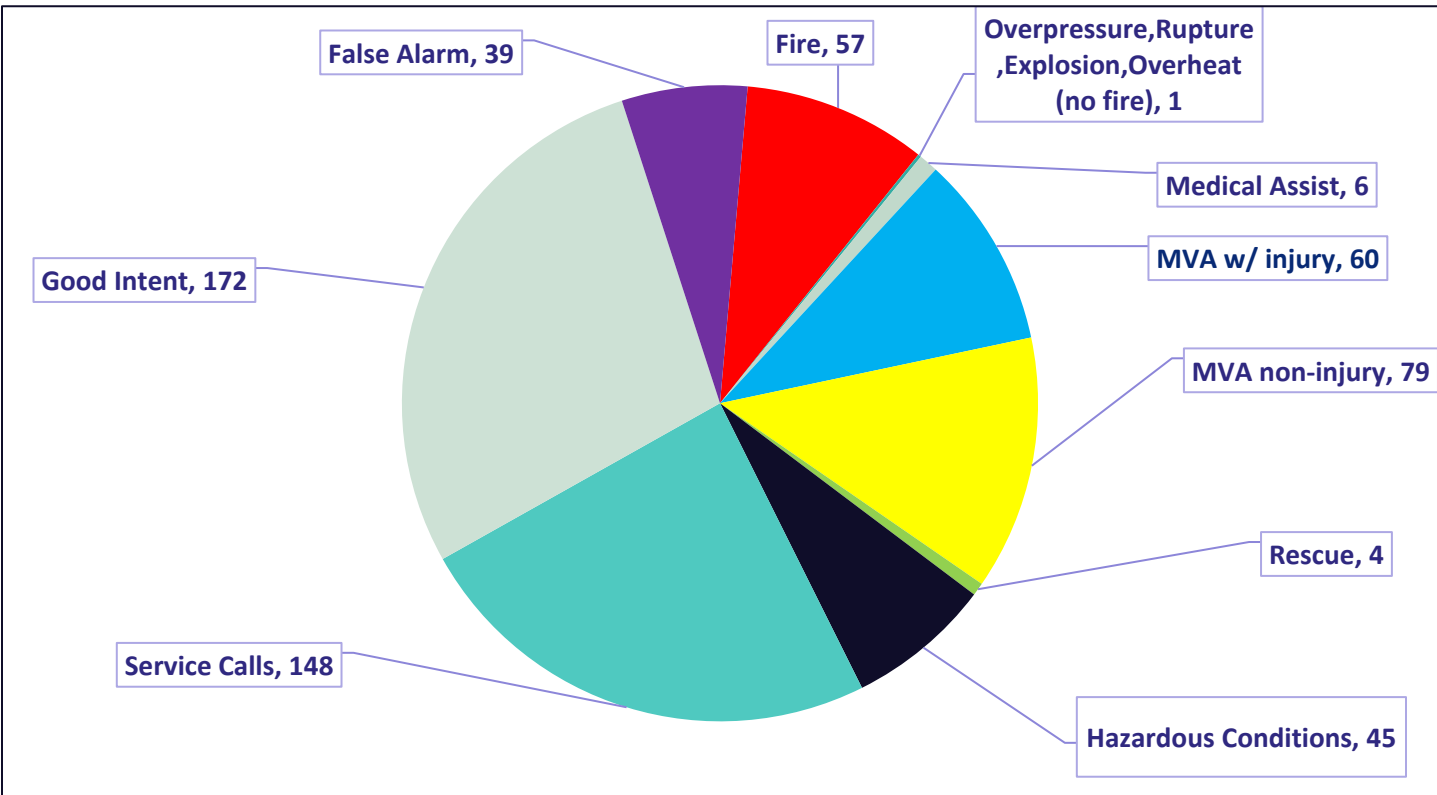
Highway Responses
(Interstate 70 & 675)

163

2024 EMS Statistics:



2024 Fire Statistics:



2024 Highlights:

Grants Received:

- Ohio BWC Safety Grant: \$40,000.00
- Back the Heros Rumble Grant: \$4,289.88
- Ohio Fire Department Training Grant: \$1506.32
- Ohio Ambulance Impacted Industry Grant: \$14,616.00
- Ohio 2024-2025 EMS Grant: \$3,774.80
- **Total Grants Received: \$64,187.00**

Departmental Safety Improvements:

- New NFPA Compliant Fire Hose & Nozzles
- Increased Daily Staffing
- Ballistic Vest Implemented
- Replace outdated Safety Equipment (Fire Gear, Boots, Helmets)

Departmental Program Improvements / Accomplishments:

- New Brush Truck Vehicle Placed in Service
- All Lieutenants Certified to Fire Officer I & II
- 3 - Certified Ice Recuse Instructor Trainers
- 8 - Additional CPR Instructors Trained

Departmental Community Outreach:

- Numerous Hours at Community Events, Festivals, and Parades

